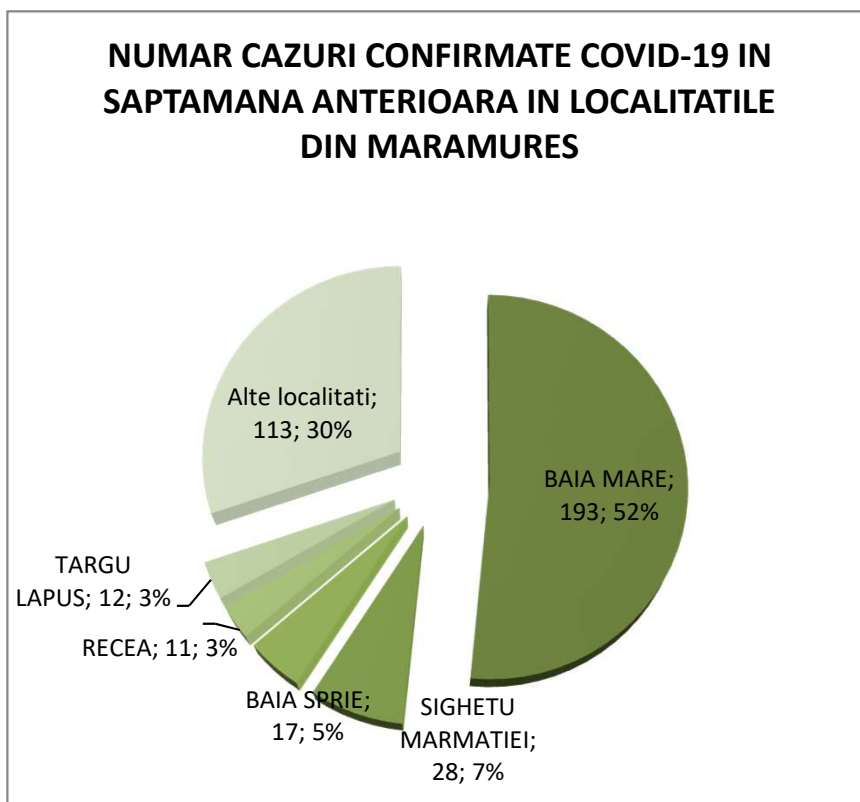
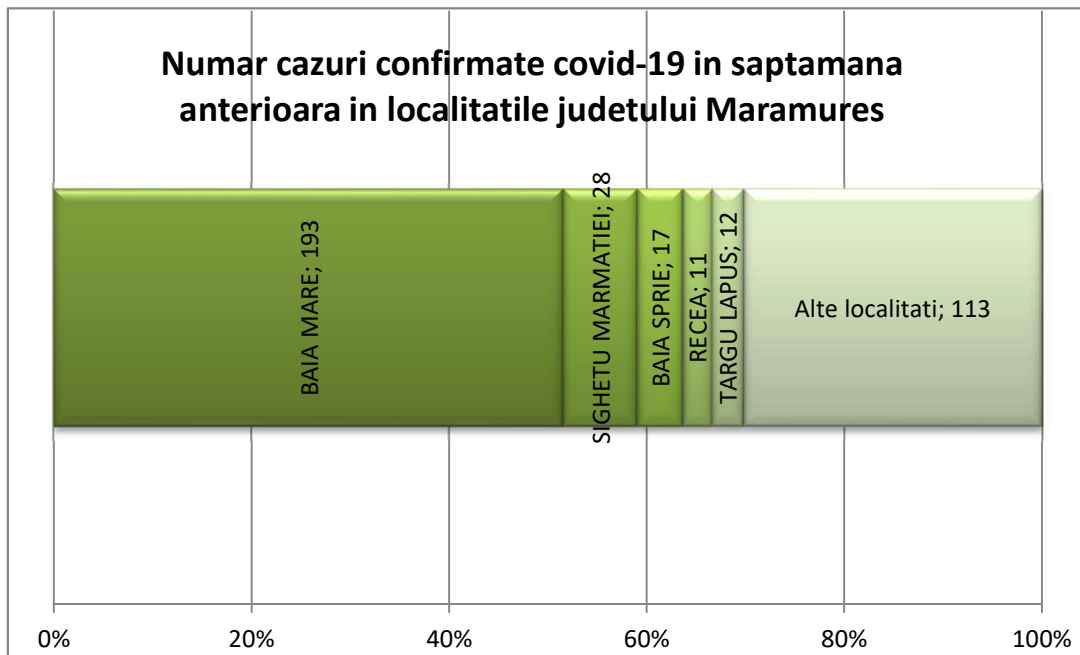


## Covid 19 Raport saptamanal de supraveghere

### Date raportate pana la data de 27.12.2020 in judetul Maramures

In saptamana 21.12.2020 - 27.12.2020, in judetul Maramures s-au inregistrat un numar de 374 cazuri confirmate Covid-19.

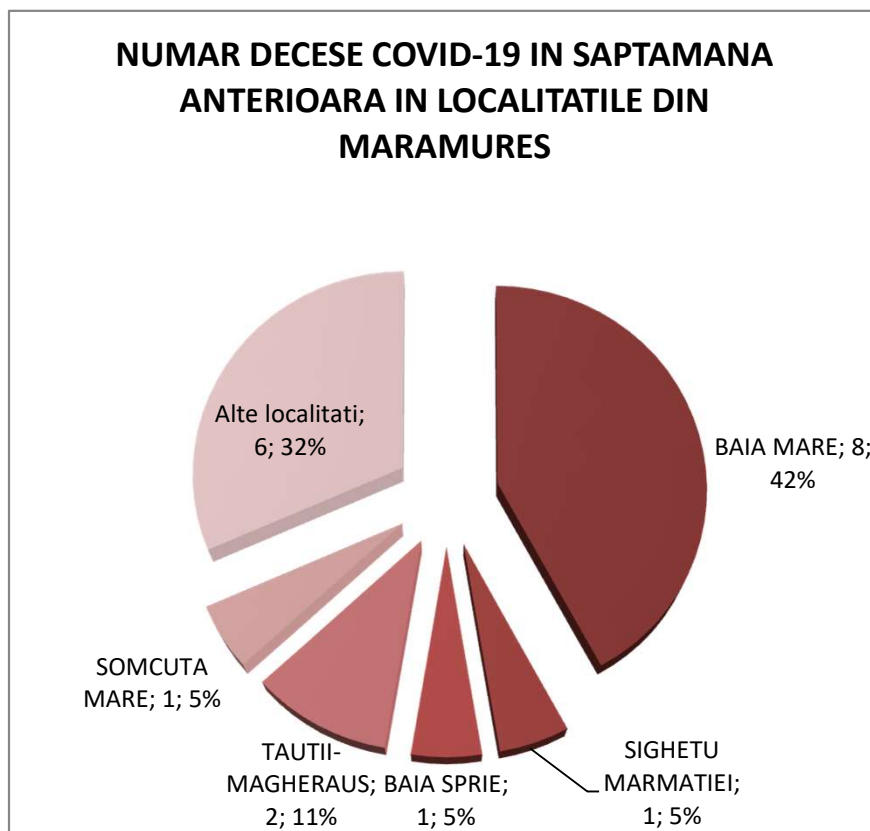
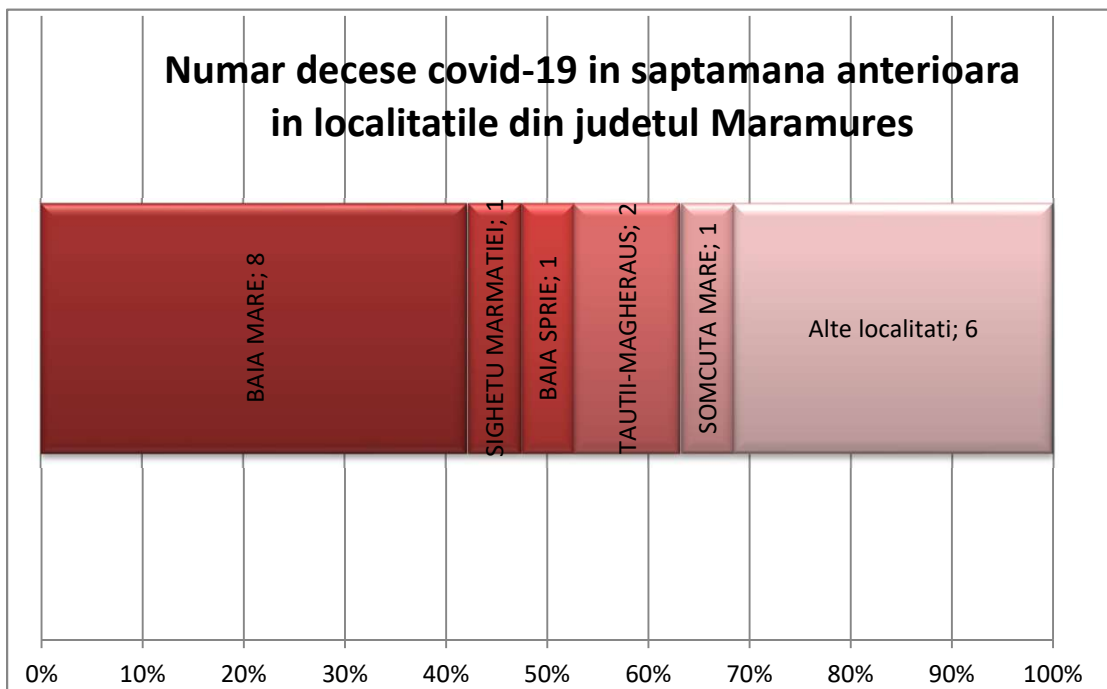
In aceasta saptamana , 69.79% din totalul cazurilor confirmate s-au inregistrat in localitatile BAIA MARE, SIGHETU MARMATIEI, BAIA SPRIE, RECEA si TARGU LAPUS.



### Covid 19 Raport saptamanal de supraveghere Date raportate pana la data de 27.12.2020 in judetul Maramures

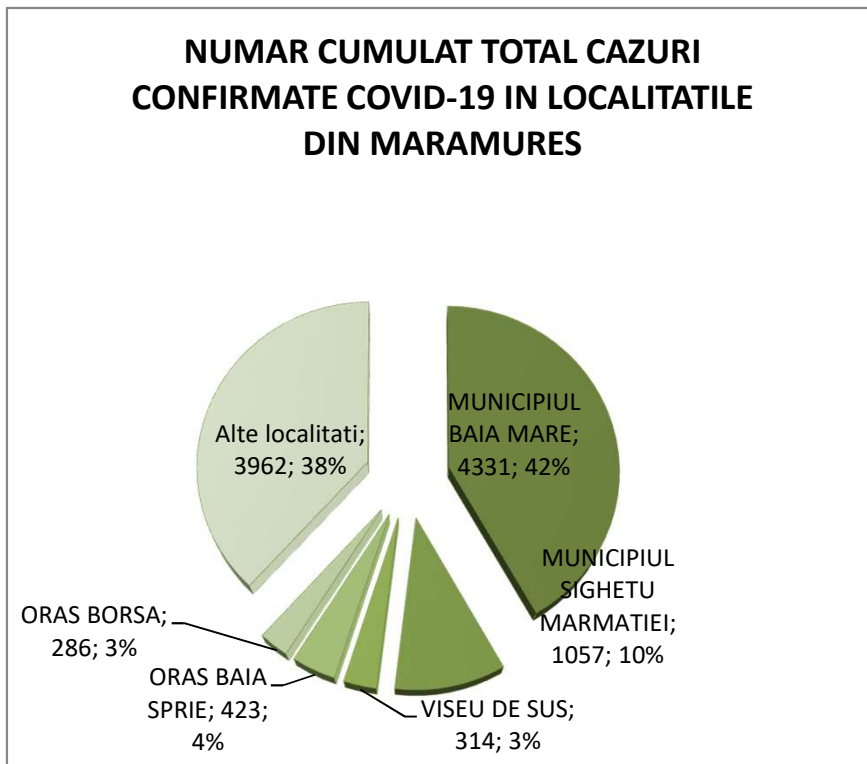
In saptamana 21.12.2020 - 27.12.2020, in judetul Maramures s-au inregistrat un numar de 19 decese Covid-19.

In aceasta saptamana , 68.42% din totalul deceselor s-au inregistrat in localitatile BAIA MARE, SIGHETU MARMATIEI, BAIA SPRIE, TAUTII-MAGHERAUS si SOMCUTA MARE.

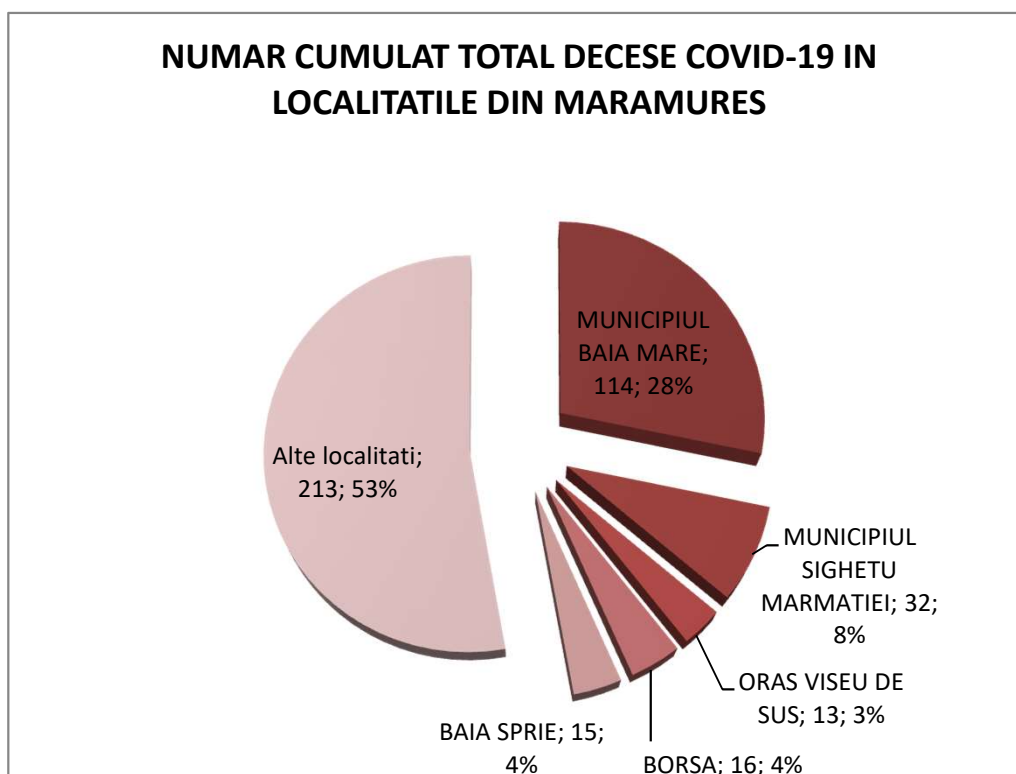


## Covid 19 Raport saptamanal de supraveghere Date raportate pana la data de 27.12.2020 in judetul Maramures

In perioada cuprinsa intre luna martie 2020 si data de 27.12.2020, in judetul Maramures s-au inregistrat un numar total de 10373 cazuri confirmate Covid-19.

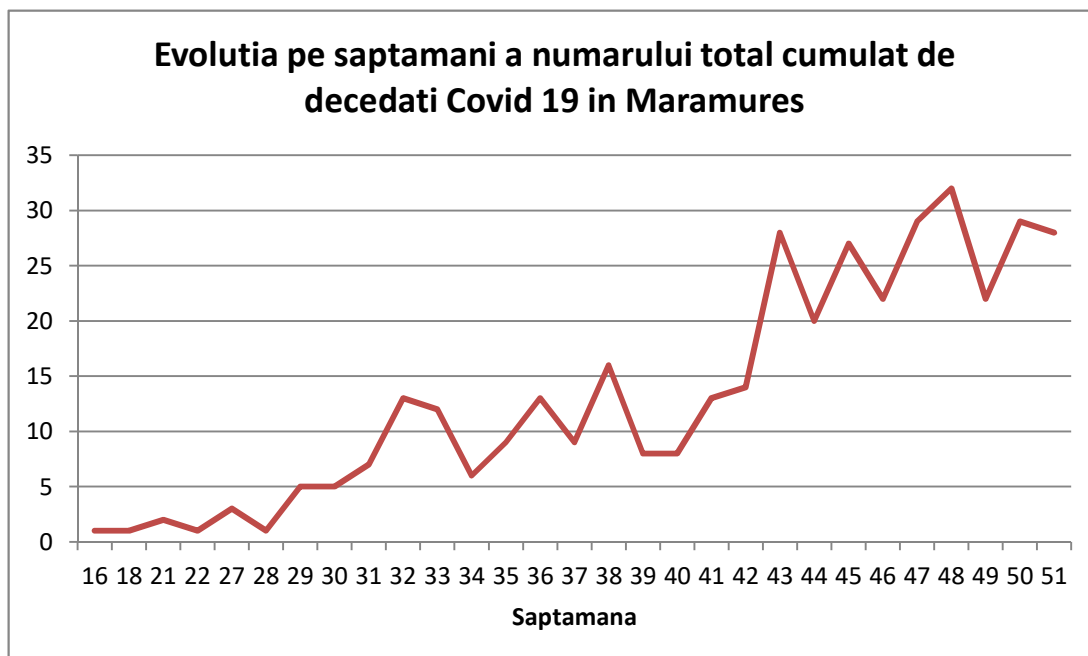
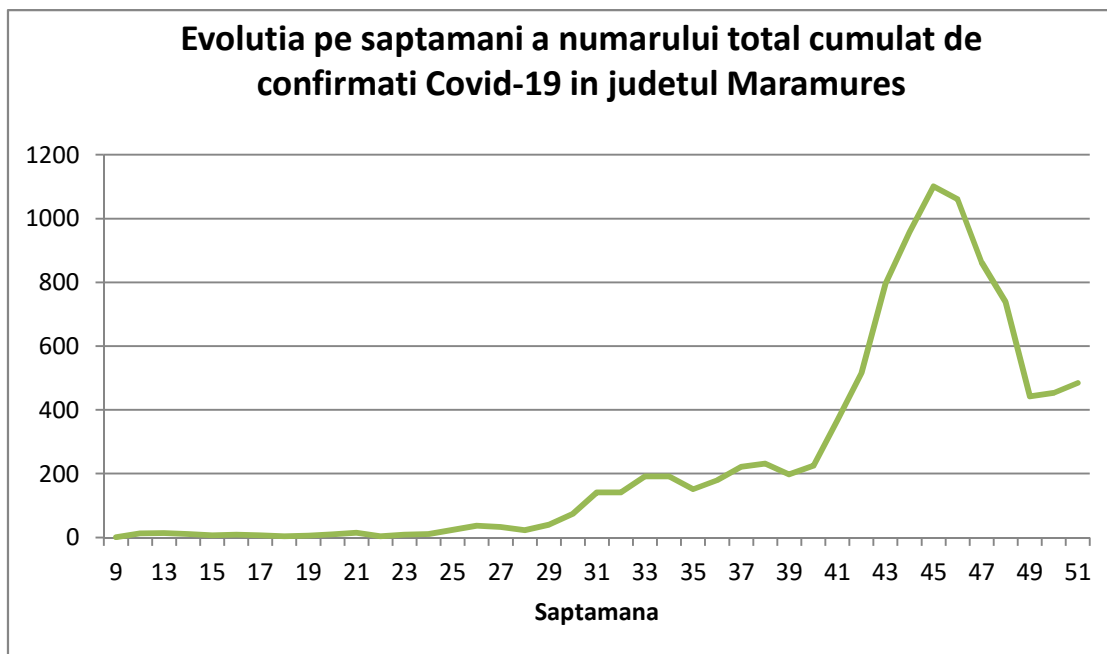


De la inceputul pandemiei Covid-19 pana la data de 27.12.2020, in judetul Maramures s-au inregistrat un numar total de 403 decese Covid-19.



### Covid 19 Raport saptamanal de supraveghere Date raportate pana la data de 27.12.2020 in judetul Maramures

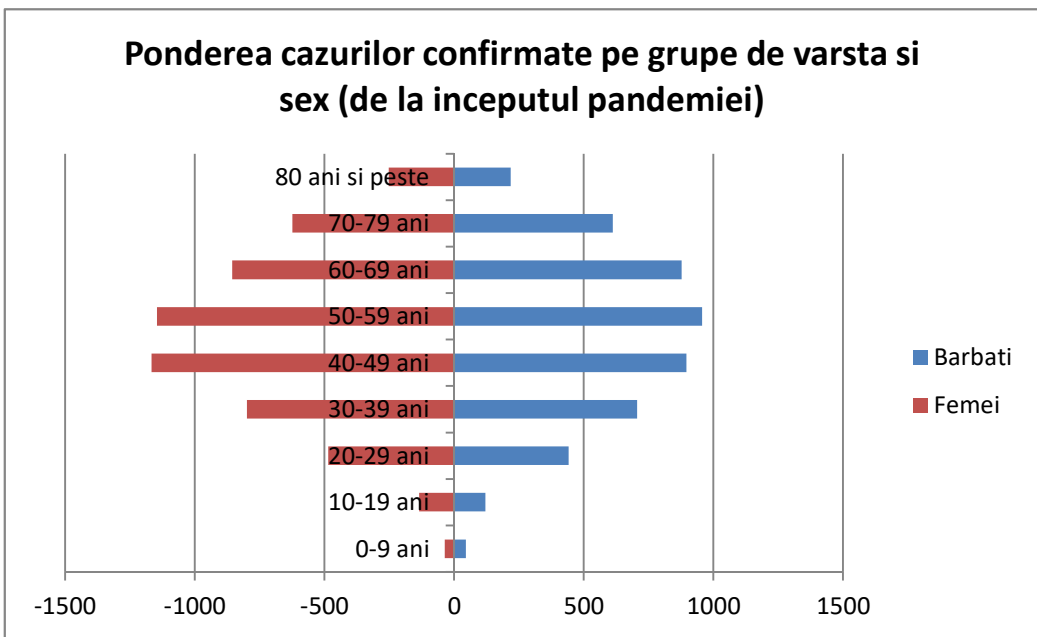
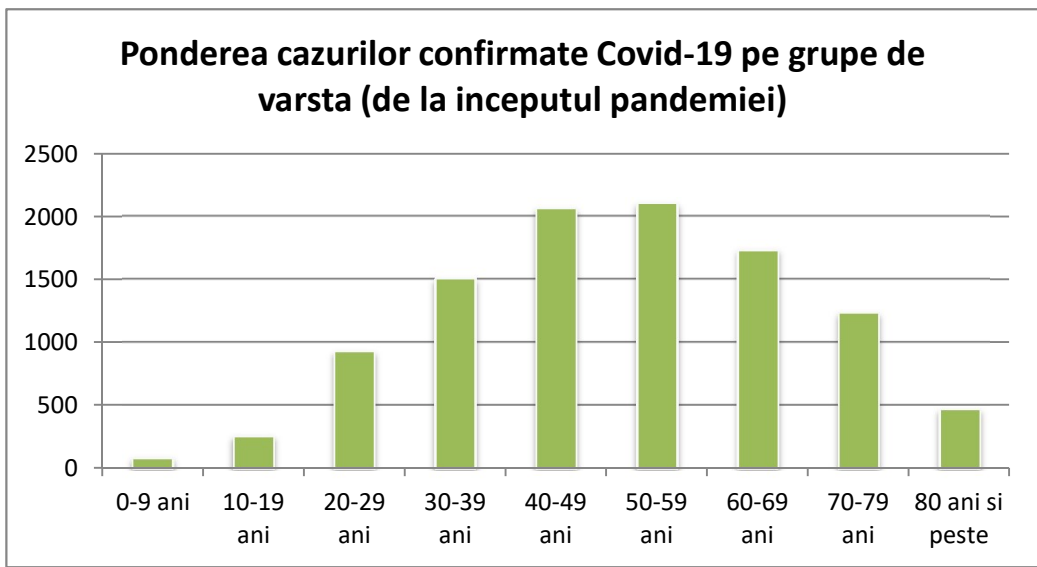
Graficele de mai jos arata evolutia pe saptamani a numarului total cumulat de confirmati si decese Covid-19 in judetul Maramures de la inceputul pandemiei Covid-19 pana la data de 27.12.2020 :



## Covid 19 Raport saptamanal de supraveghere Date raportate pana la data de 27.12.2020 in judetul Maramures

Analiza pe varste si sex a cazurilor confirmate Covid-19 in judetul Maramures de la inceputul pandemiei pana la data de 27.12.2020 :

Varsta	TOTAL	Barbati	Femei
0-9 ani	82	46	36
10-19 ani	256	121	135
20-29 ani	927	442	485
30-39 ani	1505	706	799
40-49 ani	2063	896	1167
50-59 ani	2102	956	1146
60-69 ani	1733	878	855
70-79 ani	1235	612	623
80 ani si peste	470	218	252
total	10373	4875	5498

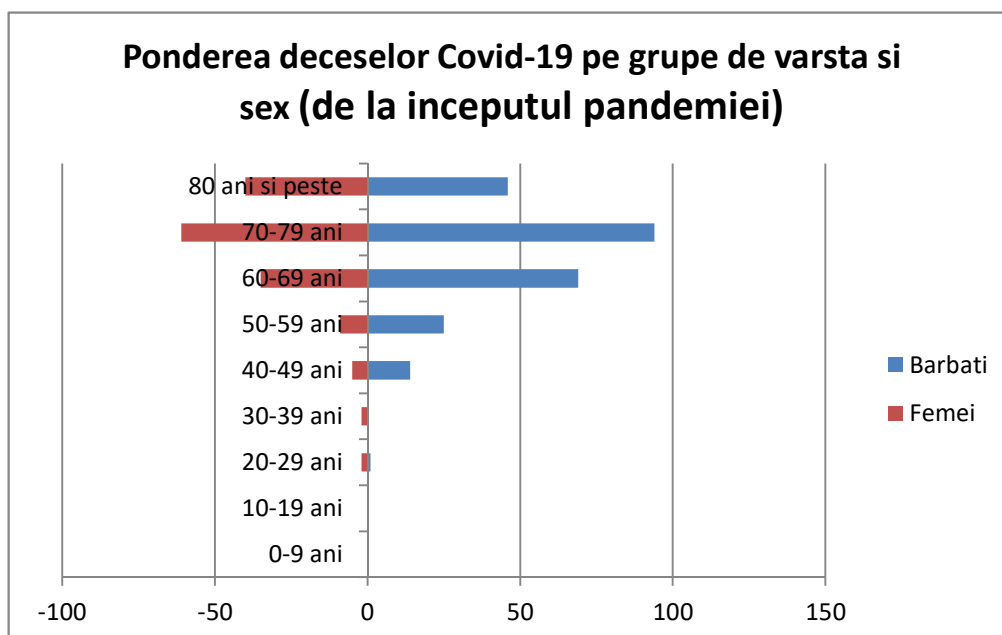
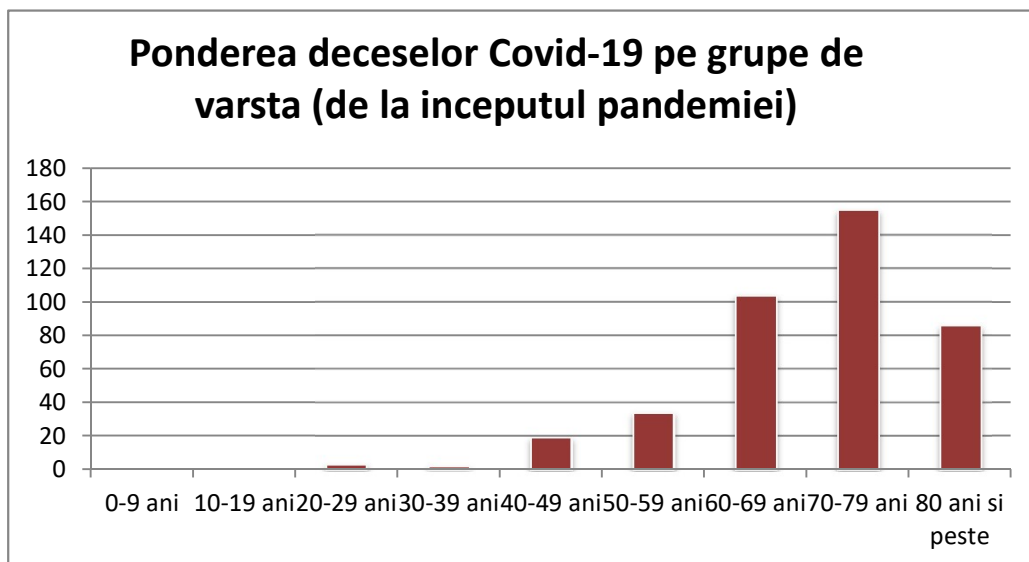


## Covid 19 Raport saptamanal de supraveghere

### Date raportate pana la data de 27.12.2020 in judetul Maramures

Analiza pe varste si sex a deceselor Covid-19 in judetul Maramures de la inceputul pandemiei pana la data de 27.12.2020 :

Varsta	TOTAL	Barbati	Femei
0-9 ani	0	0	0
10-19 ani	0	0	0
20-29 ani	3	1	2
30-39 ani	2	0	2
40-49 ani	19	14	5
50-59 ani	34	25	9
60-69 ani	104	69	35
70-79 ani	155	94	61
80 ani si peste	86	46	40
total	403	249	154



**Covid 19 Raport saptamanal de supraveghere**  
**Date raportate pana la data de 27.12.2020 in judetul Maramures**

Analiza pe varste, sex si comorbiditati a deceselor Covid-19 din judetul Maramures de la inceputul pandemiei pana la data de 27.12.2020 este prezentata in tabelul urmator:

<b>Numar total decese</b>	numar	%
Total decese Covid-19	403	
decese la barbati	249	61.79
decese persoane peste 60 ani	341	84.62
Decese persoane cu cel putin o comorbiditate	365	90.57
afectiuni cardiovasculare	221	54.84
diabet	126	31.27
afectiuni neorologice	74	18.36
afectiuni renale	59	14.64
obezitate	92	22.83
afectiuni pulmonare	45	11.17
neoplasm	38	9.43
alte comorbiditati	156	38.71